


SARATOGA



Shown: Spice
Beech (SB)

*Due to limitations of color reproduction in photography and printing, colors may vary. Please visit an authorized Jenson Vanities dealer to see genuine color samples.

AVAILABLE FINISHES


Wood	Stain Colors	Sheen
BEECH	Natural Beech (NB) Light Beech (LB) Cherry Beech (CB) Spice Beech (SB) Dark Beech (DB)	All cabinets are finished in a water-resistant catalyzed acrylic lacquer with 3 sheen options: <u>SATIN</u> <u>SEMI</u> <u>GLOSS</u> Cabinets may be ordered unfinished if desired. <u>UNFIN</u>

HEIGHT OPTIONS & UPGRADES

Our standard vanity cabinets, including bottom drawer versions, will be manufactured at 31" tall and include dove-tailed, 9-ply half inch birch drawer boxes with side-mounted, epoxy-coated glides.

UPGRADE	WHAT'S INCLUDED
TALL	Height increased to 33 ¾" only
PREM	FOR 21" DEEP VANITIES ONLY Not available on bottom drawer vanities. Height increased to 33 ¾" <u>AND</u> drawer boxes are upgraded to PREMIERE dove-tailed, half-inch solid beechwood with soft-close undermount drawer slides. Doors include soft-close features.

HARDWARE OPTIONS



No drill option may be specified at time of order.

Doors & drawers *will not* be drilled for knobs.



Available Sizes and Drawer Configurations for the **SARATOGA** Cabinet

For additional dimensions see *SPECIFICATIONS* section or visit www.jensonvanities.com

<p>Inquire about our vanity tops, matching medicine cabinets, framed beveled mirrors, & cabinet trim accessories like fill strips, toe-kick plates, trim strips, and base boards!</p>	<p>Corner Vanity</p>	<p>Drawer Banks (W x D)</p> <p>12 x 21 15 x 21 18 x 21 21 x 21 24 x 21</p>	<p>Mini Vanity</p> <p>19"W x 16"D</p>	<p>Suspended Drawer Units</p> <p>21" deep only</p> <p>24" wide</p> <p>2 options: 1/2" ply w/side-mounted, epoxy coated slides or 1/2" solid beech w/soft-close, undermount slides (PREM)</p> <p>30" wide</p> <p>1/2" ply w/side-mounted, epoxy coated slides only (no PREM upgrade)</p>
---	-----------------------------	---	--	--

Vanities (W x D)

<p>24 x 18 30 x 18 21 x 21 24 x 21 27 x 21 30 x 21</p>	<p>24 x 18 30 x 18 24 x 21 30 x 21</p>	<p>24 x 18 30 x 18 24 x 21 30 x 21</p>	<p>36 x 18 36 x 21</p>	<p>36 x 18 36 x 21</p>
<p>36 x 18 36 x 21</p>	<p>48 x 18 42 x 21 48 x 21 New Size 54 x 21 60 x 21 New Size 66 x 21 72 x 21</p>	<p>60 x 21 New Size 66 x 21 72 x 21</p>		

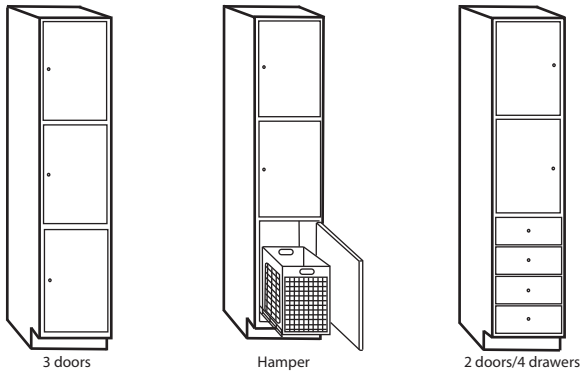
Bottom Drawer Vanities (W x D) No PREM upgrades available

<p>24 x 18 30 x 18 21 x 21 24 x 21 27 x 21 30 x 21</p>	<p>30 x 18 30 x 21 (*)</p>	<p>30 x 18 30 x 21 (*)</p>	<p>36 x 18 36 x 21 (*)</p>	<p>36 x 18 36 x 21 (*)</p>
<p>36 x 18 36 x 21 (*)</p>	<p>48 x 18 42 x 21 48 x 21 54 x 21 60 x 21 66 x 21 72 x 21</p>	<p>60 x 21 66 x 21 72 x 21</p>		

(*) NOTE: 30" and 36" wide bottom drawer vanities are manufactured with tilt-out top drawers to accommodate Jenson standard vanity tops. A working top drawer(s) instead of a tilt-out tray may be specified at time of order. Jenson *standard vanity tops* **WILL NOT FIT** properly on these 2 sizes. A *custom top* with an off-set bowl will be necessary.

Linen Cabinets

18"W x 21"D x 78"H (78 3/4"H with optional crown)



(Specify left or right hinges on all linen cabinets)

Wall Cabinets

21"W x 8"D x 30"H
(30 3/4"H with optional crown)

