

YORKTOWN



AVAILABLE FINISHES See store samples for actual color

Wood Species	Stain Colors
MAPLE	Natural Maple (NM)
	Light Maple (LM)
	Blush Maple (BM)
	Cherry Maple (CM)
	Spice Maple (SM)
	Dark Maple (DM)
All wood finishes above are available in Satin, Semi-gloss, or Gloss clear coat lacquer. Unfinished option can be specified.	
MDF	Satin White (W)
	Thermo-Foil
All The doors, drawer fronts, and headers of the white Yorktown cabinets are manufactured in Medium Density Fiberboard (MDF), covered in a durable thermo-foil that is thermally glued and vacuum sealed individually.	

HARDWARE OPTIONS



CHR
(Polished Chrome)



BRASS
(Polished Brass)



ORB
(Oil Rubbed Bronze)



PS-CHR
(Premiere Satin Chrome)





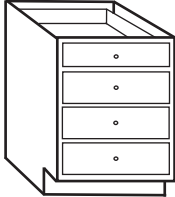


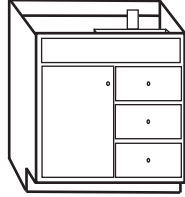
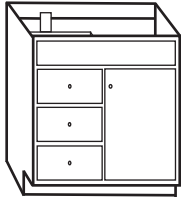
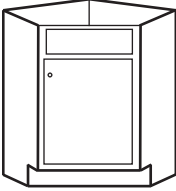
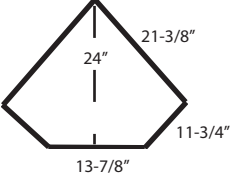
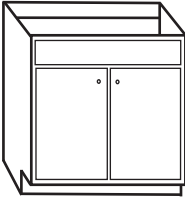
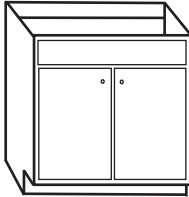
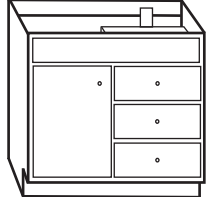
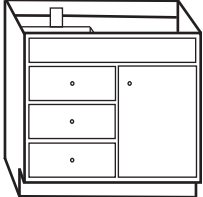
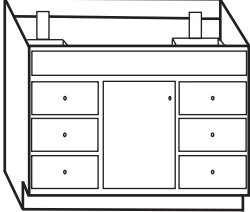
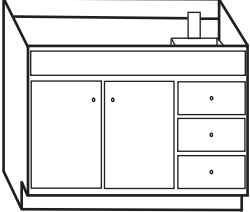
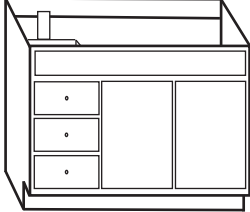
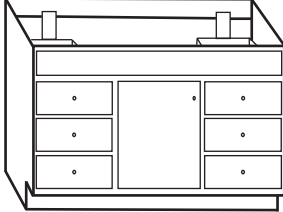
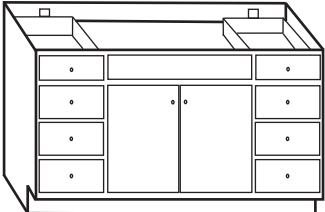
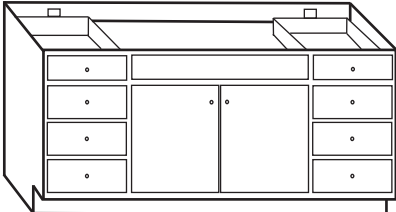
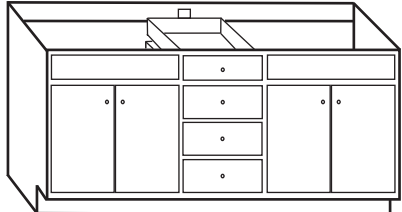
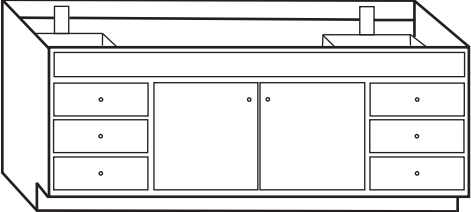
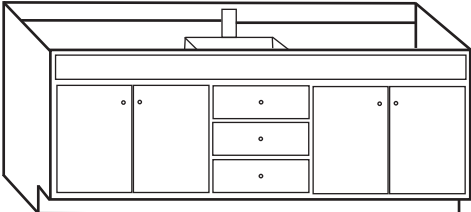
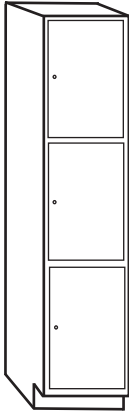
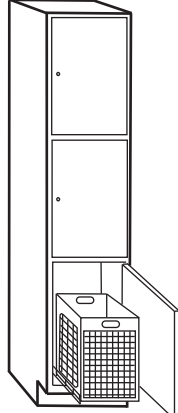
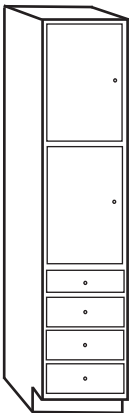


S-CHR
(Satin Chrome)

No drill option can be specified (doors and drawers will be manufactured with no holes drilled for knobs)

Shown: Satin White Thermo-Foil (W)* Colors may vary



Available Cabinet Sizes and Drawer Configurations for the **YORKTOWN** Traditional Series
 (*) Indicates cabinet is 21" deep only, otherwise both 18 and 21 inch depths are available
 (T) Indicates a taller 33 3/4" height option for the 21" deep model (maple only) is available, otherwise cabinet is 31" tall

Drawer Banks (*) (T)  12"w  15"w  18"w			Mini Vanity  19"W x 16"D Maple only. N/A in white	24" Wide Vanities (T)  2 doors  1 door, 3 drawers right  1 door, 3 drawers left		
Corner Vanity  1 door  Maple only. N/A in white		27" Wide Vanity (*) (T)  2 doors	30" Wide Vanities (T)  2 doors  1 door, 3 drawers right  1 door, 3 drawers left			
36" Wide Vanities (T)  1 door, 3 drawers left, 3 right  2 doors, 3 drawers right  2 doors, 3 drawers left				42" Wide Vanity (*) (T)  1 door, 3 drawers left, 3 right		
48" Wide Vanity (T)  2 doors, 4 drawers left, 4 right		60" Wide Vanities (*) (T)  2 doors, 4 drawers left, 4 right  2 doors left, 4 center drawers, 2 doors right				
72" Wide Vanities (*) (T)  2 doors, 3 drawers, left, 3 right  2 doors left, 3 center drawers, 2 doors right			Linen Cabinets  3 doors  Hamper  4 drawers			
Inquire about matching medicine cabinets, light bars, framed beveled mirrors, and trim accessories such as toe kick plates, fill strips, trim strips, and base boards.		Wall Cabinets Over-the John  Toilet-Topper  21"W x 8"D x 30"H crown molding optional		18"W x 21"D x 78"H (specify hinge left or right) crown molding optional		
visit www.jensonvanities.com						